




Collecting urine for lithogenic substances

Name:		Height:	cm
First name:		Weight:	Kg
Date of birth:		Gender:	m f
Total urine volume:	ml		

- For a correct collection of a 24 h urine, please proceed as follows:
- The urinary bladder is emptied in the morning after getting up. This urine is discarded, it is still from the previous day, so to speak. During the next 24 hours, all the urine produced is collected in the container, even at night. The end of the collection period is after 22-24 hours the next morning. The first urine in the morning after getting up is still put into the collection vessel. Please store the collection vessel in a cool place. 
- Please enter the total amount in the table above.
- Please add the preservative, strong acid, only after urine collection. Do not smell, drink it or spill it on your skin. If this does happen, please rinse promptly with plenty of water. 
- Before collecting the sample, please shake the collection vessel well. Then please take 10 ml of sample in a separate tube. 

Send this sample either directly to the Wisplinghoff laboratory or to us.

Important: It is not necessary to drink more liquid than usual during collection!

Telephone number for queries: _____

We ask for your understanding that an examination of the urine can only take place if the information provided is complete.

German Hyperoxaluria Center

Dr. med. Gesa Schalk & Prof. Dr. med. Bernd Hoppe

Im Mühlenbach 2b

D-53127 Bonn

Tel: 0228 688 38 622

Fax: 0228 688 38 699

E-Mail: info@knz-bonn.de

www.knz-bonn.de